

Dr. Estey -

will be by in few -

to drop of 0 samples -

Here is product
in Pr.

A Team	-	635.0	(Dry)
Hank	-	604.3	"
CAV	-	14.1	"
ARON	-	33.0	"
Dot	-	18.7	"

(AA) Try CAT
 (B)

Sieve Analysis of Granular Material

Project Number _____ Date Tested _____
 Client _____ Date Sampled _____
 Job Description _____ Sampled By _____
 Sample Number _____ Date Received _____
 Technician _____ Received By _____
 Soil Classification _____ Sample Locat. _____

Coarse Sieves		Indiv. Weights	Sieve Size	Cumulative Wts Passing	Total % Passing	Gradation Requirements
Pass	Ret 3					
Pass 3	Ret 2		3			
Pass 2	Ret 1-1/2		2			
Pass 1-1/2	Ret 1-1/4		1-1/2			
Pass 1-1/4	Ret 1		1-1/4			
Pass 1	Ret 3/4		1			
Pass 3/4	Ret 1/2		3/4			
Pass 1/2	Ret 3/8		1/2			
Pass 3/8	Ret 4		3/8			
Pass 4	Ret Pan		4			
Check Total		Shall be Withing 0.2 Pounds of Initial Weight				

lose
 soils
 (don't do)

Fineness Modulus= add the cumulative percentages retained and divide the sum by 100. Nearest 0.01
 (No. 100, No. 50, No. 30, No. 16, No. 8, No. 4, No. 3/8, No. 3/4, No. 1 1/2 sieves)
 () / 100 = _____

- Fine Sieves
1. Take two samples identical in condition and damp weight from "Passing _____ Material"
 2. Dry on sample and record weight _____
 3. Wash and dry other sample and record weight _____
 4. Loss in washing (2-3)

300.7 g pass

		Indiv. Weights	Sieve Size	Cum. Wts. Passing	Cum. % Passing	% Passing of Totals Pass	Gradation Requirements
Pass	Ret A / 300.7						
Pass	Ret B			(A-B)	(A-B)/A		
Pass	Ret 123.0				176.7/300 = 58.9%		
Pass	Ret 158.6						
Pass	Ret 4 174.0				58.4%		
Pass 4	Ret 10 279.0		4		7.2%		
Pass 10	Ret 40 292.6		10				
Pass 40	Ret 100 295.4		40				
Pass 100	Ret 200 300.0		100				
Pass 200	Ret Pan		200				
Loss by Washing							
Check Total		Shall be within 5 grams of (2)					

Remarks:

Free
 383
 DOT-31
 981
 16.00
 205
 300.7
 07

PROCTOR TEST

Laboratory Compaction Characteristics of Soil.

Project # _____ Sample # _____ Date: _____
 Project Name: _____ Location: _____
 Client: _____ Technician: _____
 Source Material: _____
 Soil Description: _____

Method:

Standard Proctor (ASTM D 698-91) _____ Modified Proctor (ASTM D 1557) _____

1. Determine coarse percentage by sieving an air-dry portion on 3/4", and/or #4 sieve.

		gm =	% of Total
Required mass of portion	Mass Retained on 3/4"	_____	_____ %
1.5" top size: 15,000 gm	Cumulative mass on 3/8"	_____	_____ %
3/4" top size: 5,000 gm	Cumulative mass on #4	_____	_____ %
3/8" top size: 1,000 gm	Mass passing coarse sieve(s)	_____	_____ %
	Total mass cumulative & passing	_____	_____ %

2. Choose Procedure

- Procedure A, cumulative mass on #4 is 20% of less, discard material retained on #4----- (4" mold)
 Procedure B, cumulative mass on 3/8" is 20% of less, discard material retained on 3/8"----- (4" mold)
 Procedure C, cumulative mass on 3/4" is 30% of less, discard material retained on 3/4"----- (6" mold)
 Procedure C, w/ oversize correction, mass on 3/4" is greater than 5% (see Correction Sheet)---- (6" mold)

If using a 4" mold enter a "1" in the box. If using a 6" mold enter a "2" in the box.

1

3. Points

	<i>ND</i>	<i>NAVY</i>	<i>CA</i>	<i>MICH</i>		
	<i>639.8</i>	<i>636.5</i>	<i>6307.2</i>	<i>6235.8</i>		
Mold + Material, gm						
Mass of Mold, gm						
Moist Mass of Material, gm						
Water Content	+++++					
Wet Mass, gm	<i>321.4</i>	<i>437.4</i>	<i>490.5</i>	<i>472.2</i>		
Dry Mass	<i>307.2</i>	<i>405.7</i>	<i>447.1</i>	<i>420.4</i>		
Water content((W-D)/D)						
Dry Mass of material, gm						
Dry Unit Weight, pcf						
Specific Gravity (2.6 -> 2.7)	2.65 Use 2.60 for sandier soils and 2.70 for rocky samples.					
Saturation Curve Points	165.36	165.36	165.36	165.36	165.36	#DIV/0!

4226.2

Laboratory Compaction Characteristics of Soil (Proctor Sheet)

Project:

Sample Number:

Client:

Sample Location:

Description:

Date Sampled:

Date:


Sampled by:

Soil Classification:


Curve Values: pcf _____, at % moisture _____

Corrected Values(ASTM D 4718): pcf _____, at % moisture _____

Dry Unit Weight, pcf



% Water Content



Laboratory Compaction Characteristics of Soil (Proctor)

Project #: UD Lab Proctor Date: 10/26/2011
Client: Class
Description: Limestone Screenings Proctor
Sample Location: 5A
Sample Number: 1 Date Sampled: 10/26/2011

Type of Proctor: Standard (ASTM D 698) Modified (ASTM D 1557)
 Oversize Correction (ASTM D 4718)

Soil Classification

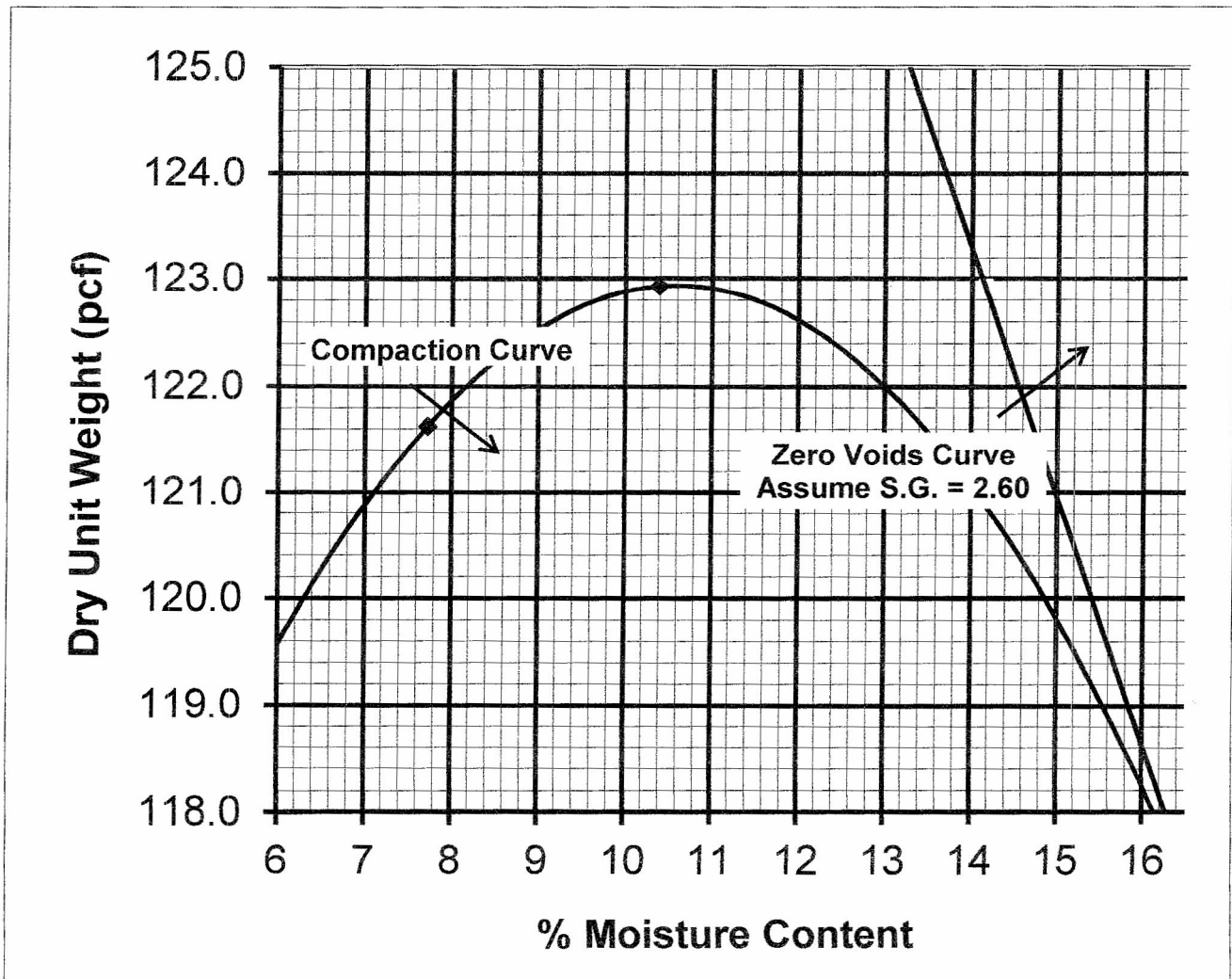
 Lime Stone Screenings

Curve Values

123.9 pcf @ 10.6 % moisture

Oversize Correction Values (ASTM D 4718)

na pcf @ na % moisture



PROTCOR TEST

Laboratory Compaction Characteristics of Soil.

Project # _____ UD Lab _____ Sample # _____ Date: 10/26/2011
 Project Name: _____ Location: DBQ
 Client: _____ Class _____ Technician: BD/Class _____
 Source Material: Fed Ex
 Soil Description: Limestone Screenings

Method:

Standard Proctor (ASTM D 698-91) Modified Proctor (ASTM D 1557) _____

1. Determine coarse percentage by sieving an air-dry portion on 3/4", and/or #4 sieve.

Required mass of portion		%	of Total
1.5" top size: 15,000 gm	Mass Retained on 3/4"	_____ gm =	_____ %
3/4" top size: 5,000 gm	Cumulative mass on 3/8"	_____ gm =	_____ %
3/8" top size: 1,000 gm	Cumulative mass on #4	_____ gm =	_____ %
	Mass passing coarse sieve(s)	_____ gm =	_____ %
	Total mass cumulative & passing	_____ gm =	_____ %

2. Choose Procedure

- Procedure A, cumulative mass on #4 is 20% of less, discard material retained on #4----- (4" mold)
 Procedure B, cumulative mass on 3/8" is 20% of less, discard material retained on 3/8"----- (4" mold)
 Procedure C, cumulative mass on 3/4" is 30% of less, discard material retained on 3/4"----- (6" mold)
 Procedure C, w/ oversize correction, mass on 3/4" is greater than 5% (see Correction Sheet)---- (6" mold)

If using a 4" mold enter a "1" in the box. If using a 6" mold enter a "2" in the box.

1

3. Points

	1	2	3	4	5	6	
Mold + Material, gm	6139.8	6236.5	6307.2	6235.8			6" Mold Wt. - 6515.0
Mass of Mold, gm	4266.2	4266.2	4266.2	4266.2			4" Mold Wt. - 4237.0
Moist Mass of Material, gm	1873.6	1970.3	2041	1969.6	0	0	New 4" Mold Wt. - 415
Water Content	+++++						
Wet Mass, gm	321.40	434.40	490.50	472.20			
Dry Mass	307.20	405.70	447.10	420.60			
Tare	8.30	8.30	8.30	8.30			
Water content((W-D)/D)	4.8	7.2	9.9	12.5	#DIV/0!	#DIV/0!	
Dry Mass of material, gm	1788.6	1837.6	1857.3	1750.5	#DIV/0!	#DIV/0!	
Moist Density (g/cm ³)	1.9864	2.0889	2.1639	2.0882	0.0000	0.0000	
Dry Density (g/cm ³)	1.8963	1.9482	1.9691	1.8559	#DIV/0!	#DIV/0!	
Dry Unit Wt (pcf)	118.4	121.6	122.9	115.9	#DIV/0!	#DIV/0!	
Specific Gravity (2.6 -> 2.7)	2.7 Use 2.60 for sandier soils and 2.70 for rocky samples.						
Saturation Curve Points	15.60549	14.2028	13.659	16.75146	#DIV/0!	#DIV/0!	

